


Phonics

# Set 1 Sounds




p - i - g



3 phonemes

f - i - sh



3 phonemes

A little quiz - what does this say?



Does this help?



©DESIGNALIKE



©DESIGNALIKE

When listening to your child read please don't hide the pictures. Just as we found these can help us to decipher a word when we are stuck. As children begin to read we will often scan the picture before reading the text.

I

the

put

of

no

my

he

--

your

said

be

you

to

go

baby


















me

are

# Set 2 Sounds



# Set 3 Sounds

<p>ea</p>  <p>cup of tea</p>	<p>oi</p>  <p>spoil the boy</p>				
<p>a-e</p>  <p>make a cake</p>	<p>i-e</p>  <p>nice smile</p>	<p>o-e</p>  <p>phone home</p>	<p>u-e</p>  <p>huge brute</p>	<p>aw</p>  <p>yawn at dawn</p>	
<p>are</p>  <p>care and share</p>	<p>ur</p>  <p>nurse with a purse</p>	<p>er</p>  <p>a better letter</p>	<p>ow</p>  <p>brown cow</p>	<p>ai</p>  <p>snail in the rain</p>	
<p>oa</p>  <p>goat in a boat</p>	<p>ew</p>  <p>chew the stew</p>	<p>ire</p>  <p>fire, fire!</p>	<p>ear</p>  <p>hear with your ear</p>	<p>ure</p>  <p>sure it's pure</p>	

## How can you help at home






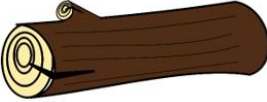
- Please practice the phonic sounds and common exception words sent home as often as you can
- Listen to your child read every day even if it only one page
- Write comments in the reading record book when you listen to your child read
- Ensure you pronounce the sounds correctly as this supports writing development







## Where can you find support

- There are lots of useful resources on the class page of our website
- Please come to see us if you have any questions or concerns

## Spelling and Writing

Once children confidently know their phonic sounds they can begin to use them to spell. To do this we encourage children to pinch the phonemes (sounds) then to write the graphemes (the letter or letters that make that sound).






		
		

and	they	was	school
I	come	are	could
the	said	want	would
he	go	of	should
we	went	do	because
she	will	saw	her
my	play	by	your
like	with	now	all
to	have	down	there
you	of	by	here

Read Write Inc. Phonics Desktop Speed Sounds Chart
















Speed Sounds Set 1

m 	a 	s 	d 	t 
i 	n 	p 	g 	o 
c 	k 	u 	b 	f 
e 	l 	h 	sh 	r 
j 	v 	y 	w 	th 
z 	ch 	qu 	x 	ng 

Speed Sounds Set 2

ay  may I play?	ee  what can you see?	igh  fly high	ow  blow the snow	oo  poo at the zoo
oo  look at a book	ar  start the car	or  shut the door	air  that's not fair	ir  whirl and swirl
		ou  shout it out	oy  toy for a boy	

Speed Sounds Set 3

ea  cup of tea	oi  spoil the boy			
a-e  make a cake	i-e  nice smile	o-e  phone home	u-e  huge brute	aw  yawn at dawn
are  care and share	ur  nurse with a purse	er  a better letter	ow  brown cow	ai  snail in the rain
oa  goat in a boat	ew  chew the stew	ire  fire, fire!	ear  hear with your ear	ure  sure it's pure

a b c d e

f g h i j k

l m n o p

q r s t u

v w x y z